

# DRY MINILAB Frontier DL650 PRO

NEW

## Dry Minilab Frontier DL650 Main Specifications

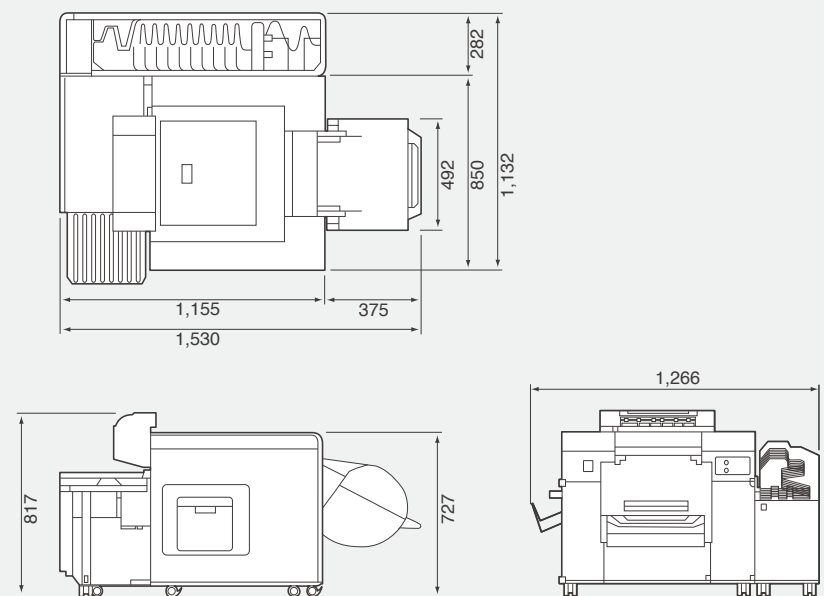
Model name		DL650
Print method		Piezoelectric inkjet system
Print size		127 × 89 mm to 305 × 1,219 mm (5" × 3.5" to 12" × 48")
Print capacity	Standard Paper	Standard Mode: Approx. 950 print/hr (152 × 102 mm, 6" × 4") Approx. 350 print/hr (203 × 305 mm, 8" × 12") High Quality Mode: Approx. 150 print/hr (152 × 102 mm, 6" × 4") Approx. 60 print/hr (203 × 305 mm, 8" × 12")
	Professional Paper	Standard mode: Approx. 900 print/hr (152 × 102mm, 6" × 4") Approx. 340 print/hr (203 × 305mm, 8" × 12") High Quality mode: Approx. 150 print/hr (152 × 102mm, 6" × 4") Approx. 60 print/hr (203 × 305mm, 8" × 12")
Print resolution		Standard Mode 720 × 720 dpi, High Quality Mode 1,440 × 1,440 dpi
Roll paper	Standard Paper	180 m: 102 mm (4"), 127 mm (5"), 152 mm (6") 100 m: 203 mm (8"), 210 mm, 254 mm (10"), 305 mm (12")
	Professional Paper	100 m: 127 mm (5"), 152 mm (6"), 203 mm (8"), 254 mm (10"), 305 mm (12")
Paper loading		2 roll paper feeders (Built-in)
Paper supply		Width: 102 to 203 mm (4" to 8") [Front]/102 to 305 mm (4" to 12") [Rear]
Paper type		Glossy/Luster
Ink cartridges		6 Colors (C, M, Y, K, SB, P) of dye based ink (Volume: 700 ml per color)
Back printing		Two 40-character lines in backside print of information
Printer sorter		10 order sorter (Maximum size 210 × 305 mm, 8" × 12")
Foot print		Approx. 1.48 m <sup>2</sup> (included sorter unit)
Installation space		Approx. 3.2 m <sup>2</sup> (included sorter unit)
Power requirements		100/120V/200-240V (50/60Hz) single-phase two-wire
Dimensions (W × D × H)		1,266 × 1,530 × 817 mm
Weight		Approx. 165 kg (included sorter unit)
Power consumption		Approx. 70.6 kWh/month (in energy saving mode) Approx. 110.5 kWh/month (without energy saving mode)

Note: Specifications are subject to change without notice due to improvements.



### Dimensions

Unit: mm



Bringing the photo print business to a new level  
with increased processing capability and new premium paper

# The Inkjet minilab reaches a higher stage

## Professional image quality

### 1. Fujifilm's unique color profiles


**Vivid color reproduction mode**

**Natural color reproduction mode**

The DL650 features two color profiles: The first is Vivid color reproduction mode enhancing overall color saturation to produce vivid color tones and second is the Natural color reproduction mode for making image reproduction similar to the Frontier silver-halide printers. Using these unique settings, the printer is able to produce superior image quality prints in either mode, meeting the needs of various customers.

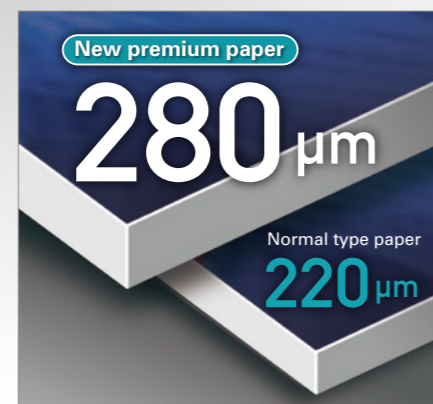
### 2. Six colored inks

The sky blue and pink colors have been added to the basic four colors, resulting in enhanced grain fineness in low to medium density areas. This improves images requiring high quality such as portraits, where the skin tones and gradient backgrounds are reproduced smoothly.



### 3. New premium paper

Two types of new premium paper (Glossy type: about 274 μm thick / Luster type: about 282 μm thick), now enable a wider variety of photo reproduction for specific purposes such as weddings, portraits, and special events.



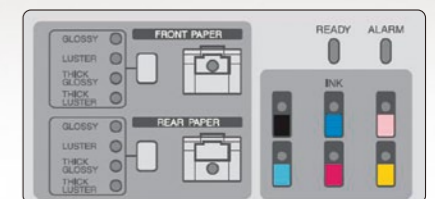

## High processing capacity

Approx. **950** sheets per hour (4"×6")

In the normal image quality mode, about 950 sheets/hr can be processed. Just one printer is enough to accommodate a flood of orders.

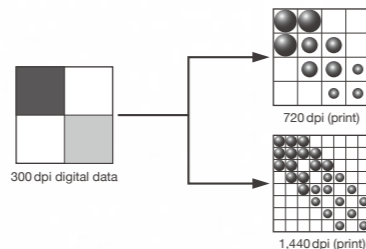
### Exceptional space-saving design

The printer can be placed with the rear and right side positioned against the wall to save shop space. The printer operational elements, including the operation panel, are located at the front and left-hand side of the printer.



### High-resolution mode achieving enhanced image quality


In addition to the 720 dpi normal print mode, a 1,440 dpi mode is available, creating higher quality images even from the same resolution image data.



### Image Intelligence™ – Fujifilm's Superior Image processing



Fujifilm's proprietary image processing technology, Image Intelligence™ automatically compensates for problematic conditions, such as poor lighting, excessive backlight, high contrast, underexposure or overexposure. It reproduces beautiful images as the eye sees them.



### Built in paper magazines to save cost & space

No addition paper magazines are required reducing the cost and space required for storing spare paper rolls.

### Easy handling of consumables

Ink cartridges and back print ribbons are replaced easily just by opening the covers to remove them. The waste paper box is also easily reinstalled after disposing of the paper.

### Versatile features meeting various needs of customers

This new printer supports a wide variety of paper sizes up to 12" × 48" (305 × 1,219 mm) and the side sorter accommodates as many as 10 orders of print sizes up to 8" × 12" (203 × 305 mm). Photo shops can meet customers' sophisticated and diversified demands.